

☆ www.yoti.com

YOTI

Join over seven million people with the free Yoti app.

1

Download on the App Store

GET IT ON Google Play

YOTI

All rights reserved © yoti.com

Download the free Yoti app

☆ play.google.com

Google Play

Yoti - your digital identity

Yoti Productivity

3 PEGI 3

★★★★★ 14,889

2

Install

This app is compatible with your device.

YOTI

Your ID on your phone

YOTI

ads good2rent yube

Yoti is your secure digital ID.

Your Digital ID gives you a safe and convenient way to prove who you are to businesses.

What you can do with Yoti

Download the free Yoti app

☆ play.google.com

Google Play

Yoti - your digital identity

Yoti Productivity

3 PEGI 3

★★★★★ 14,889

3

Choose a device

samsung SM-A305F

Last used: August 14, 2020

CANCEL


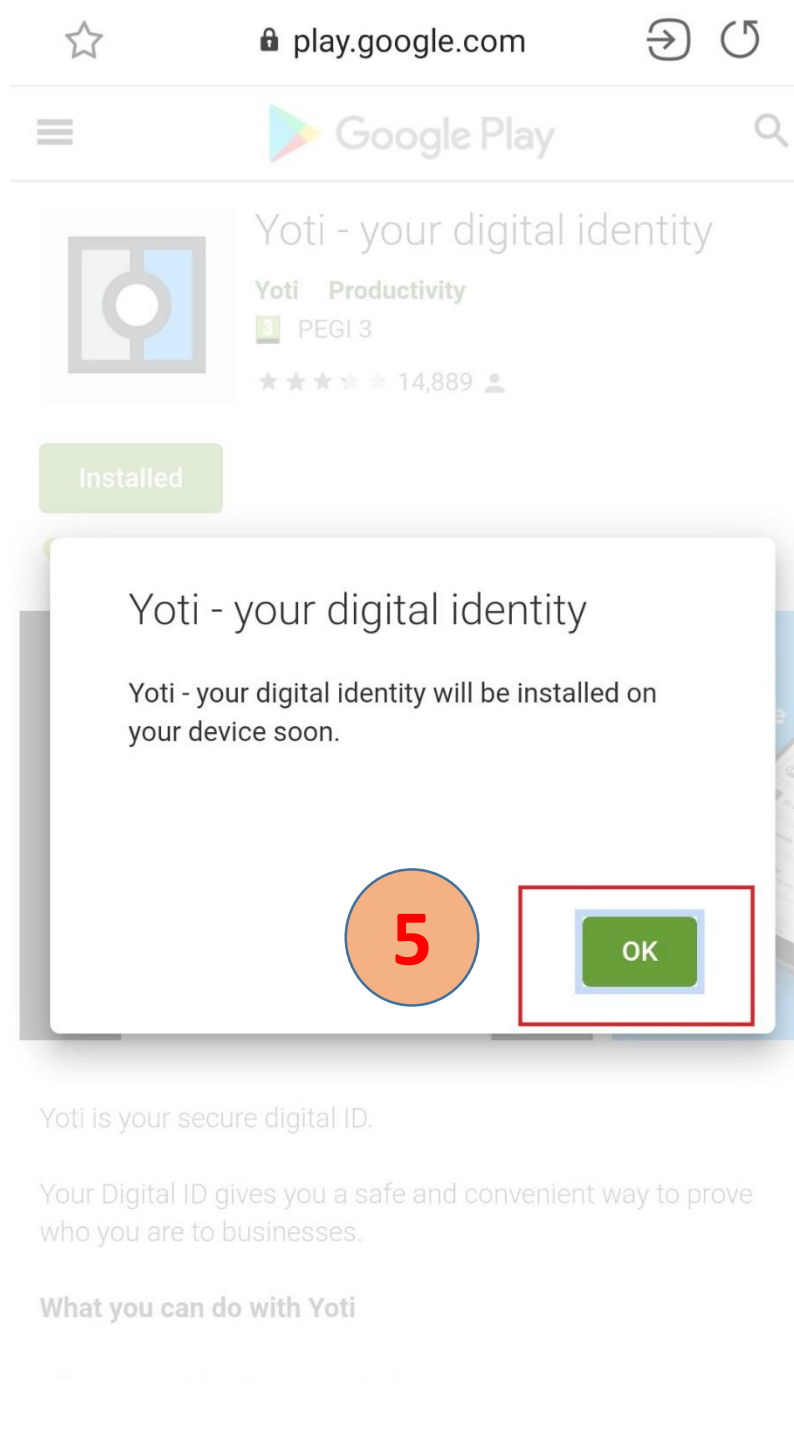
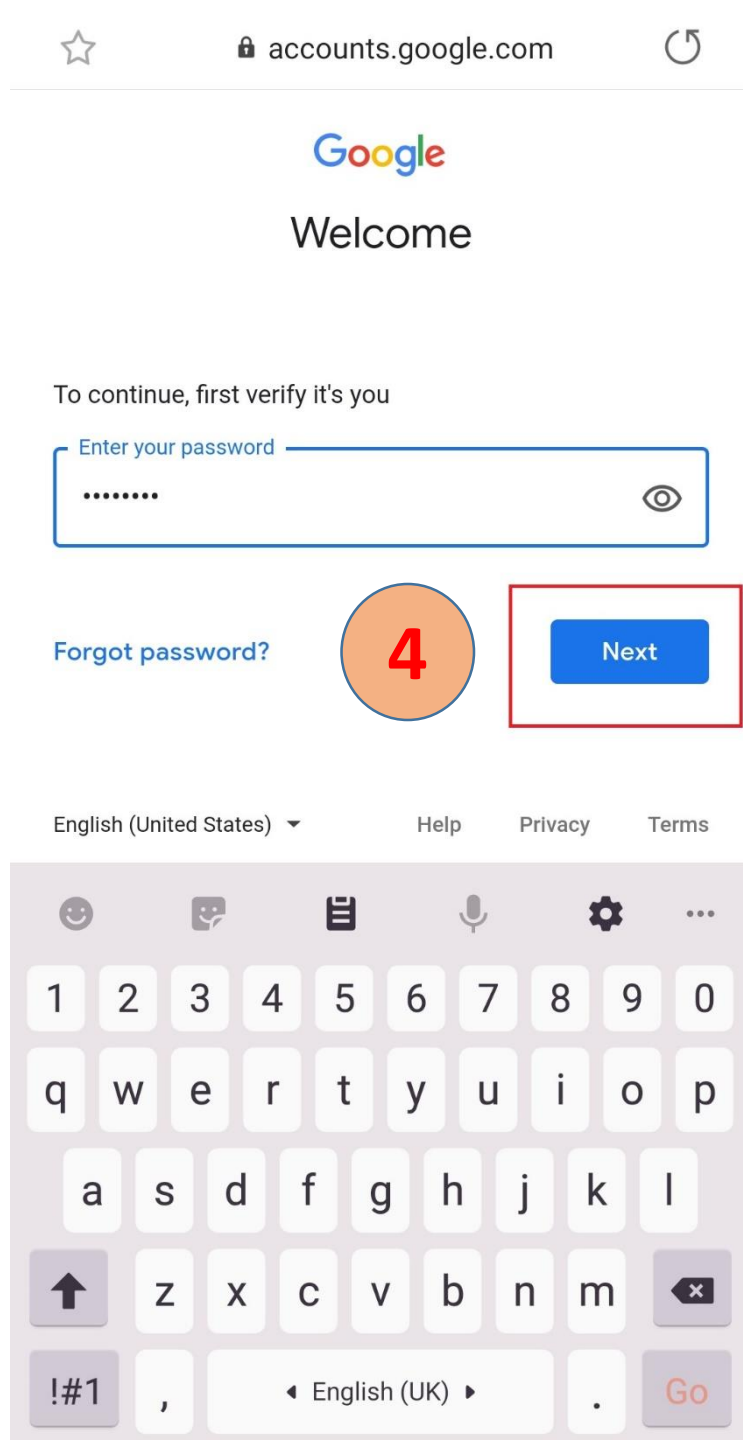
INSTALL

Yoti is your secure digital ID.

Your Digital ID gives you a safe and convenient way to prove who you are to businesses.

What you can do with Yoti

Download the free Yoti app



Yoti is the new way to prove your identity



Over 7 million downloads worldwide.

7

CREATE MY YOTI



RECOVER MY ACCOUNT



Your data is safe

We're committed to protecting your privacy. Any details you add to your Digital ID are encrypted into unreadable data, which means we cannot see, mine or sell your data.

[Read our privacy policy](#)

8

GOT IT



9

CONTINUE



Protecting you

First things first, the legal stuff.



To protect you and your account, we need your consent to capture your biometrics. To do this, we'll ask for your country and age.



Select your country of residence

We need to know the country you live in to determine the minimum age of consent.

✓ Country

Iran

▼

10

Select your age

I'm 13 or over

I'm 12 or under

11



This information is required by law. It won't be stored or shared.

Why we need this information

12

CONTINUE



Why we need your biometrics

We capture and use biometrics to prevent fraud to keep you safe.

The biometrics we need



How we capture your biometrics



How we use them



More about our internal research

13

I UNDERSTAND AND CONSENT



A better experience

We want to give you the best experience of the Yoti app. That's why we look at the ways people use our app to help us improve. These analytics are for internal use only and can't identify you personally.

If you want to, you can opt out of some of these analytics at any time by going to More > Settings > Account settings > Analytics.

Learn more about how we use analytics by reading our privacy policy.

Read about privacy

By tapping Agree and continue, you are accepting Yoti's Terms & Conditions.

Read Yoti's Terms & Conditions

AGREE AND CONTINUE



14

Create your Yoti

It only takes five minutes and we'll save your progress after each step.

1 Secure your details

Add your mobile number and create a 5 digit PIN to protect your account.

2 Verify it's you

15

GET STARTED



Add mobile number

We'll send a mobile verification code to this number.

✓ Country

IR +98



✓ Mobile number

9121234567



16

17

18

SEND CODE



Verification code

We've sent a code to 09121234567. It may take a few moments to arrive.

✓

Mobile verification code

105567



19

20

VERIFY



RESEND CODE



Create a 5 digit PIN


Create a 5 digit PIN which you'll use to log in to the app. Later you can choose to log in with your fingerprint in Login Settings.

A rectangular input field containing five small circles for digits and an eye icon on the right to toggle visibility.

21

Confirm PIN

Now enter the same PIN again.

A rectangular input field containing five small circles for digits and an eye icon on the right to toggle visibility.

22

Step 2

You've completed Step 1 and your progress has been saved.



Secure your details

2

Verify it's you


Take a quick scan of your face to verify yourself and protect your account.

23

CONTINUE






Verify it's you



You will need to take a quick scan of your face. This is to verify that you're a real person and protect your account.

To get started:

-  Find an area with good lighting
-  Hold your phone at eye level
-  Follow the instructions on the screen

Why we need to do this

24

START



SHARE

Welcome



Personal details



Add your photo to Yoti. This will be your profile photo.



25

ADD LATER



ID documents



Add your first ID document to Yoti.



ADD LATER



Passwords



More



Explore



Scan



Activity



My Yoti



ARCHIVED

CURRENT



You haven't added any ID documents yet.

Add a document so you can prove who you are online and in person.

26

ADD ID DOCUMENT



More



Explore



Scan



Activity



My Yoti



Position your passport in the frame and we'll automatically scan it for you.

Tips:

Find an area with good lighting



Make sure all



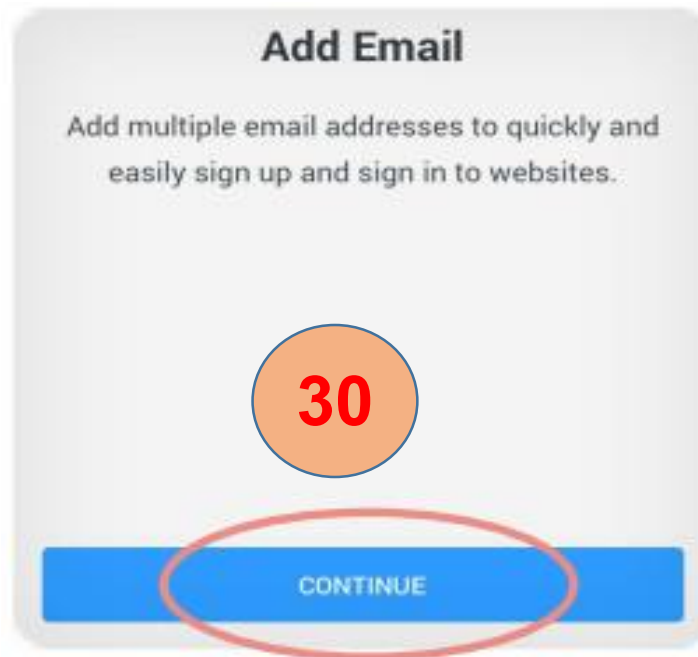
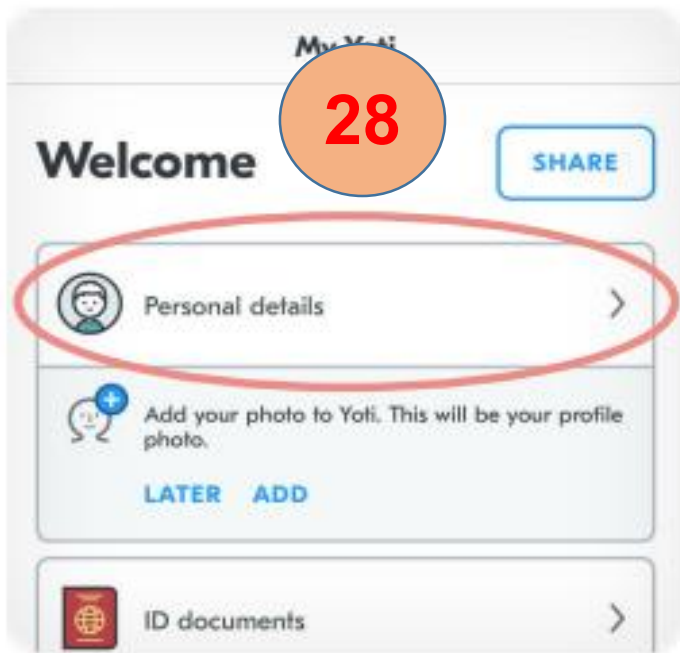
Photocopies



27

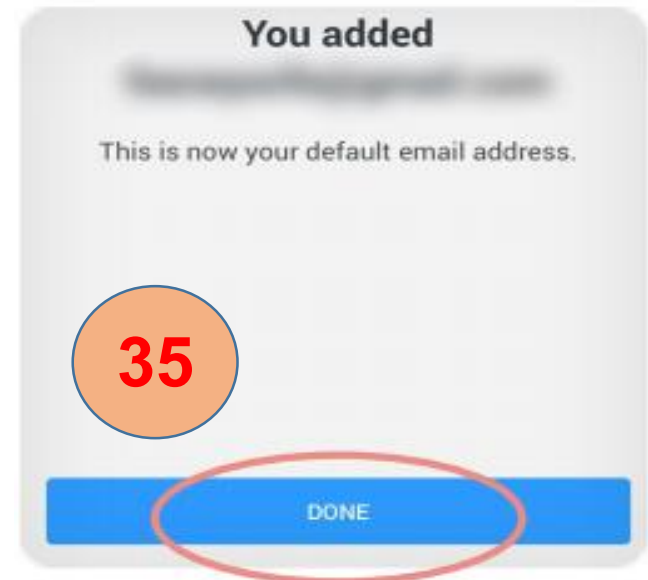
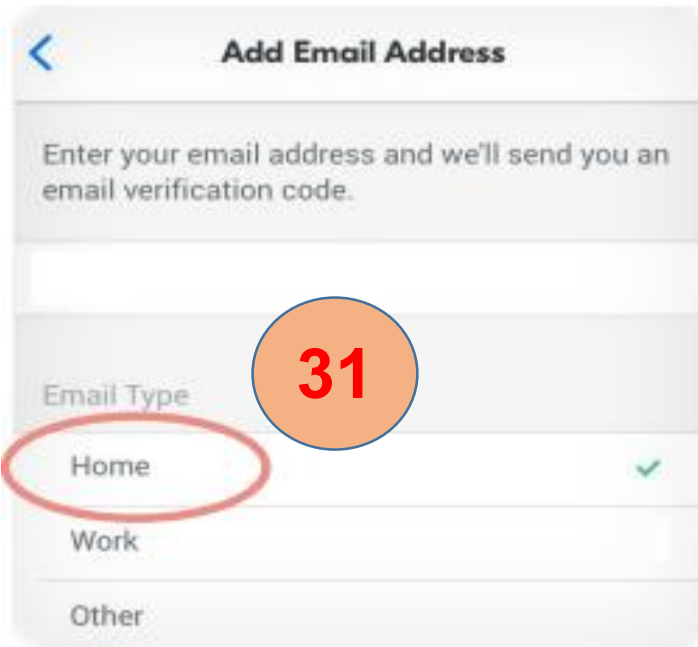
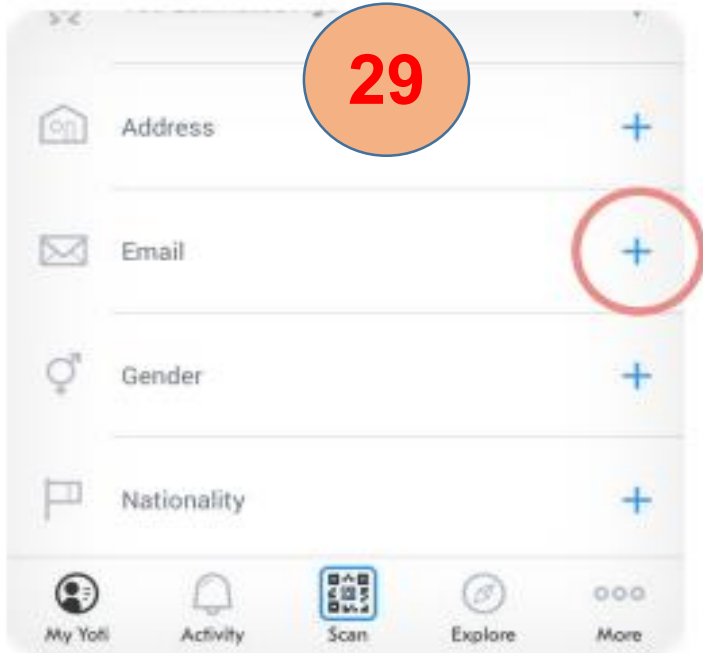
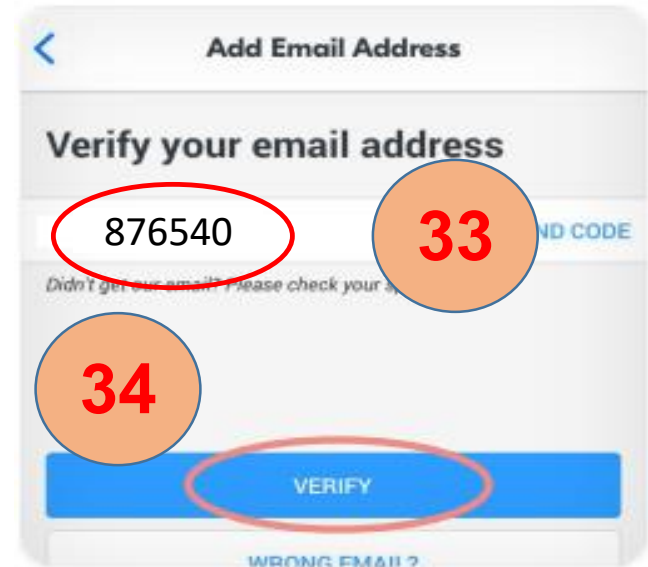
START SCAN





Check your email and verify

32



Welcome

SHARE



Personal details

36



Add your photo to Yoti. This will be your profile photo.

LATER ADD



ID documents



Personal details

Not added yet



Photo

37



Full Name



Date of Birth



Yoti Estimated Age



Address



Add a photo

The digital map of your face is private to your Yoti account, and is only used for the purposes of anchoring your identity.

You can now add a photo to your Yoti, which you can choose to share with businesses and others when requested. We'll match this to the to your digital face map make sure it's really you.



We will never share your details with your permission

38

CONTINUE

CANCEL



HELP

Hold your phone up in front of your face and take a photo when the circle is green.

39

